



ASSESSMENT TECHNOLOGY INCORPORATED

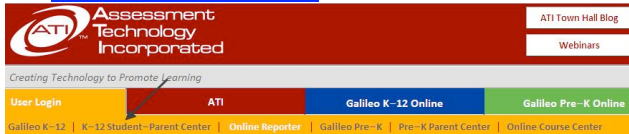
A Parent's Guide for K-12 Student-Parent Center

SYSTEM REQUIREMENTS

To use the Galileo K-12 Student-Parent Center, you will first need access to an Internet-capable computer that has the appropriate browser and Adobe Acrobat Reader. Consult the System Requirements on ATI's web site (www.ati-online.com) under the System Requirements' link located on the Galileo K-12 Online tab.

ACCESS PARENT CENTER

1. Click the K-12 Student-Parent Center link under **User Login** on ATI's website, www.ati-online.com.



2. Type the **User/Login Name** and **Password** provided to you by your child's teacher.
User/Login: _____
Password: _____
3. Click the **Login** button.

EXIT PARENT CENTER

Use the **Logout** link in the upper right hand corner.

CLASS INFORMATION

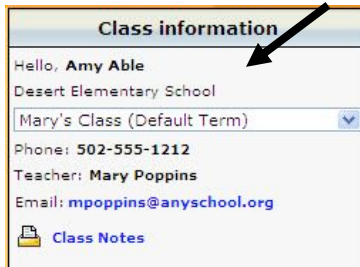
Select your child's **School** and **Class**, if enrolled in multiple schools and/or classes.

Teacher Information

Your child's teacher information appears including a link to their e-mail address, when provided.

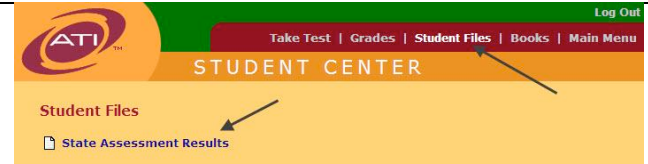
View Class Notes

Click the Class Notes link.



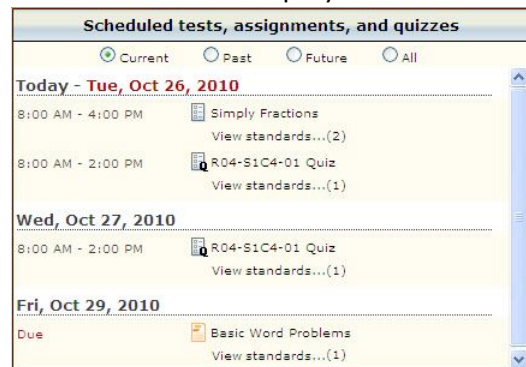
STUDENT FILES

The District/School may attach announcements (such as test results). Clicking on the Student Files link and then the appropriate file opens that file.



SCHEDULED TESTS, ASSIGNMENTS, AND QUIZZES

A list of current, past, and future assignments and assessments are displayed.



ASSESSMENT RESULTS

The bottom portion of the screen lists results of completed Benchmark, Formative, and any External assessments. Each Benchmark and Formative assessment is a link to the Individual Development Profile Report.

Benchmark Test Name	Date	Score	Percentage	Developmental Level Score	Percentile Rank
AZ-M06: 06th Grade Math					(92.44)
09-10 06 Gr. Math #4	09/23/2010	25 / 35	71 %	1210 (MS)	0 25 50 75 100
09-10 06 Gr. Math #5	02/25/2010	20 / 35	57 %	1133 (MS)	0 25 50 75 100
Formative Test Name	Date	Score	Percentage	Developmental Level Score	Percentile Rank
Misc. Test					
S3C4 Change Values of 1 qty changes value of Other	10/15/2010	0 / 12	0 %	N/A	N/A

View Grades

1. Verify your child's **Class**.
 2. Click the Grades link.
-
3. Click the desired radio button to view the **test report, test score, or assignment grades**.
 4. The screen refreshes and the selected item is displayed.